

IN-LINE, FCL, FPL and FIL FILTERS

These small in-line filters retain impurities and very fine dust, interfering with the flow rate in a negligible manner. Thanks to their reduced size, they can be directly installed onto vacuum piping, close to the utilities (vacuum cups, vacuum clamping systems, etc.) for a fractionated filtration and a better visual control of all the plant suction points.

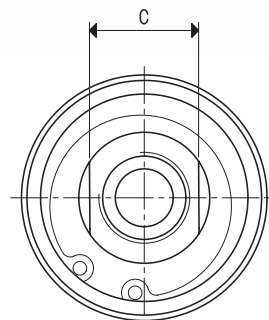
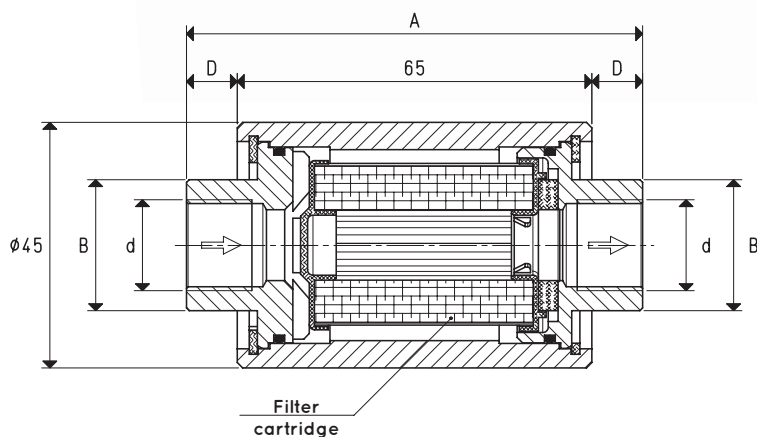
They are composed of a cylindrical transparent Plexiglass body closed by two anodised aluminium flanges kept in place by Seeger rings, where all the threaded male or female connections and seals are located. Inside there is a filtering cartridge.

The filters can be inspected by simply removing one of the two flanges.

Technical features

Operating pressure: from 0.5 to 3000 absolute mbar

Fluid temperature: from -20 to +60°C

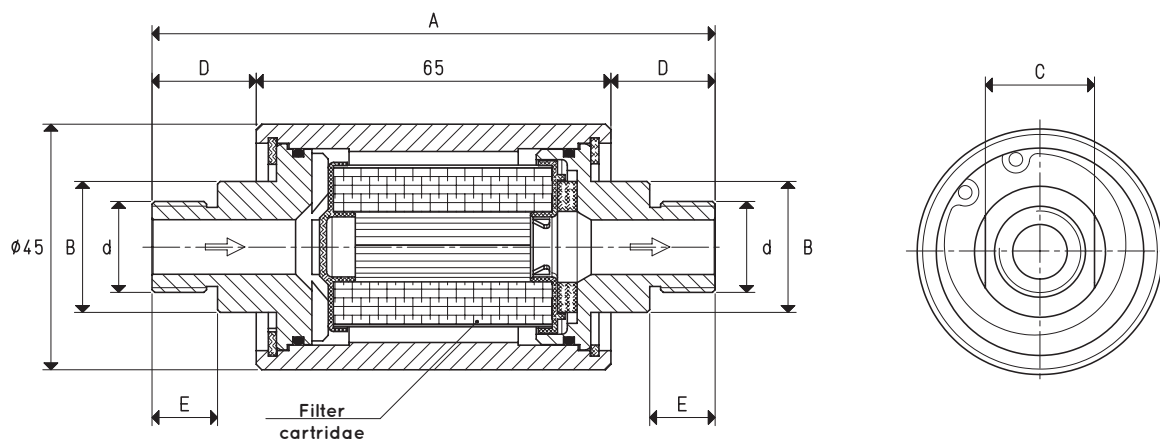


Item	d Ø	A	B Ø	C	D	Flow rate max m³/h	Cartridge spare part item	Sealing kit spare part item	Weight g
FPL 1	G1/4"	79.2	20.0	17	7.1	7.5	00 FPL 01	00 KIT FL	115
FCL 1	G1/4"	79.2	20.0	17	7.1	7.5	00 FCL 03	00 KIT FL	100
FIL 1	G1/4"	79.2	20.0	17	7.1	7.5	00 FIL 01	00 KIT FL	110
FPL 2	G3/8"	83.6	24.0	20	9.3	20.0	00 FPL 01	00 KIT FL	151
FCL 2	G3/8"	83.6	24.0	20	9.3	20.0	00 FCL 03	00 KIT FL	136
FIL 2	G3/8"	83.6	24.0	20	9.3	20.0	00 FIL 01	00 KIT FL	146
FPL 3	G1/2"	89.6	26.5	24	12.3	25.0	00 FPL 01	00 KIT FL	167
FCL 3	G1/2"	89.6	26.5	24	12.3	25.0	00 FCL 03	00 KIT FL	152
FIL 3	G1/2"	89.6	26.5	24	12.3	25.0	00 FIL 01	00 KIT FL	162

Note: Add the letters AL to the article for filter supply with a cylindrical aluminium body (Example: FPL1AL).

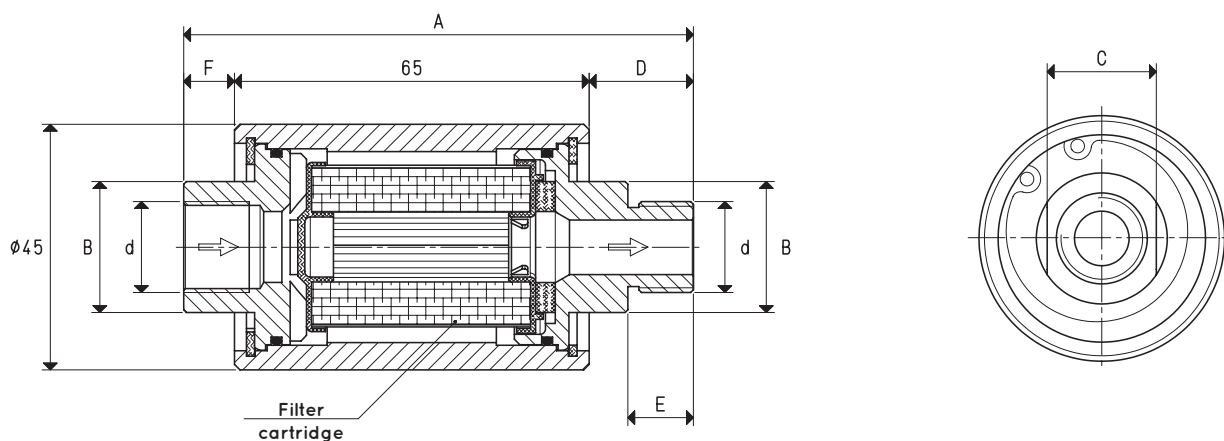


IN-LINE, FCL, FPL and FIL FILTERS



Item	d Ø	A	B Ø	C	D	E	Flow rate max m³/h	Cartridge spare part item	Sealing kit spare part item	Weight g
FPL 1 M	G1/4"	103.2	20.0	17	19.1	12	7.5	00 FPL 01	00 KIT FL	117
FCL 1 M	G1/4"	103.2	20.0	17	19.1	12	7.5	00 FCL 03	00 KIT FL	102
FIL 1 M	G1/4"	103.2	20.0	17	19.1	12	7.5	00 FIL 01	00 KIT FL	112
FPL 2 M	G3/8"	103.2	24.0	20	19.1	12	20.0	00 FPL 01	00 KIT FL	133
FCL 2 M	G3/8"	103.2	24.0	20	19.1	12	20.0	00 FCL 03	00 KIT FL	118
FIL 2 M	G3/8"	103.2	24.0	20	19.1	12	20.0	00 FIL 01	00 KIT FL	128
FPL 3 M	G1/2"	113.6	26.5	24	24.3	15	25.0	00 FPL 01	00 KIT FL	149
FCL 3 M	G1/2"	113.6	26.5	24	24.3	15	25.0	00 FCL 03	00 KIT FL	134
FIL 3 M	G1/2"	113.6	26.5	24	24.3	15	25.0	00 FIL 01	00 KIT FL	144

Note: Add the letters AL to the article for filter supply with a cylindrical aluminium body (Example: FPL1MAL).



Item	d Ø	A	B Ø	C	D	E	F	Flow rate max m³/h	Cartridge spare part item	Sealing kit spare part item	Weight g
FPL 1 MF	G1/4"	91.2	20.0	17	19.1	12	7.1	7.5	00 FPL 01	00 KIT FL	135
FCL 1 MF	G1/4"	91.2	20.0	17	19.1	12	7.1	7.5	00 FCL 03	00 KIT FL	120
FIL 1 MF	G1/4"	91.2	20.0	17	19.1	12	7.1	7.5	00 FIL 01	00 KIT FL	130
FPL 2 MF	G3/8"	93.4	24.0	20	19.1	12	9.3	20	00 FPL 01	00 KIT FL	131
FCL 2 MF	G3/8"	93.4	24.0	20	19.1	12	9.3	20	00 FCL 03	00 KIT FL	116
FIL 2 MF	G3/8"	93.4	24.0	20	19.1	12	9.3	20	00 FIL 01	00 KIT FL	126
FPL 3 MF	G1/2"	101.6	26.5	24	24.3	15	12.3	25	00 FPL 01	00 KIT FL	147
FCL 3 MF	G1/2"	101.6	26.5	24	24.3	15	12.3	25	00 FCL 03	00 KIT FL	132
FIL 3 MF	G1/2"	101.6	26.5	24	24.3	15	12.3	25	00 FIL 01	00 KIT FL	142

Note: Add the letters AL to the article for filter supply with a cylindrical aluminium body (Example: FPL1MFAL).